

GraderAide User Guide

What is GraderAide?

GraderAide supports literacy development by providing a powerful "teacher-helper" tool that automatically evaluates writing and returns immediate holistic, trait and grammar feedback. As a result, GraderAide empowers teachers to spend more time on differentiated instruction and intervention

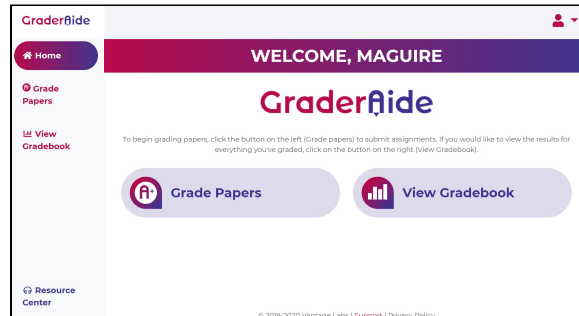
How does GraderAide Work?

GraderAide uses our advanced [artificial intelligence](#) and big data computational technologies to evaluate every written document submitted.

How do I submit essays for evaluation?

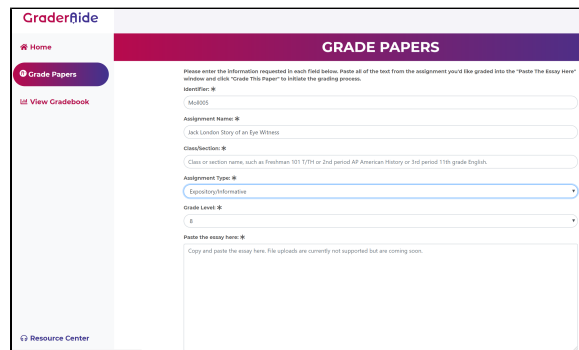
GraderAide is simple to use.

- Sign in at <https://app.graderaide.com>
- To begin grading papers, click on the **Grade Papers** button.



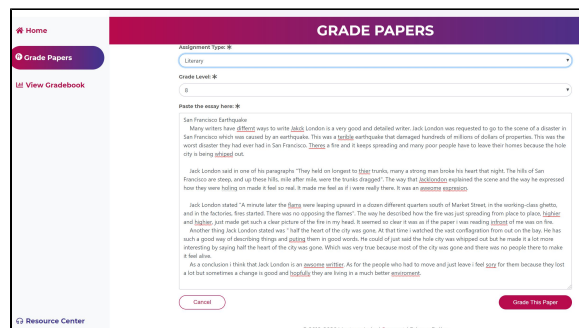
What information do I need to enter?

- Enter the required information into the fields.
 - Identifier. Note—please follow student privacy guidelines as outlined in the GraderAide [privacy statement](#).
 - Assignment name. Give the assignment a title/name.
 - Class/Section. Enter a class or section name, such as Grade9_101, AP History Period 3.
 - Assignment Type. Select the writing task /prompt type (Persuasive /Argument, Expository, Literary, Narrative).
 - Grade Level. Select the grade level from the dropdown list.

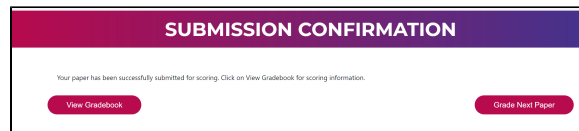


How are student papers/essays submitted to GraderAide?

- It is super fast to simply **copy/paste** the document text into the essay capture box.
- **Note:** File upload is currently not supported, but is coming soon!
- Click on the **Grade this Paper** button. This will send the text to our advanced linguistic technologies for immediate evaluation and scoring of the student's writing.



For additional scoring information, click on the [Understanding AI \(Artificial Intelligence\) Scoring](#).



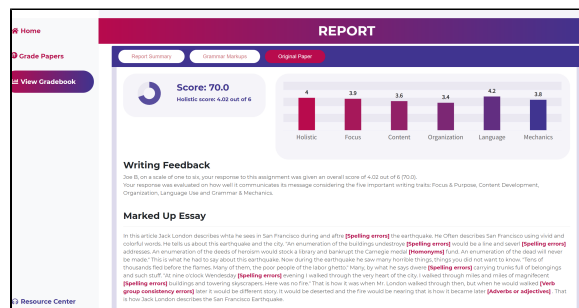
Do I have to reenter all of the information in the fields if I want to grade another paper?

- You will have the option to **Grade Next Paper** OR **View Gradebook**.
- If you select **Grade Next Paper**, all of the fields will be maintained with the exception of the student identified. This makes it super fast to grade an entire class!

How do I view student scores?

- Click on **View Gradebook** to view scores for all papers submitted.
- The Gradebook displays a % scores for each paper submitted.
- Click on **View Report** to view more detailed information that can be easily printed out for the student.
- Copy the table to paste to Excel or other spreadsheet applications. Export options will be available soon!

#	Identifier	Class/Section	Assignment Name	Score Date	Grade Level	Score (%)	Options
1	Ident005	Maguire 02	Jack London Story of an Eye Witness	2019-09-20 22:25:00.956	9	82.0	View Report
2	Wily	Maguire 02	Ethics	2019-09-20 09:27:40.008	9	84.0	View Report
3	Joe B.	Maguire 02	Jack London Story of an Eye Witness	2019-09-20 10:50:07.040	4	70.0	View Report
4	Chad	Maguire 02	Jack London Story of an Eye Witness	2019-09-20 10:50:06.19	4	58.0	View Report
5	Chad	Maguire 01 18	Jack London Story of an Eye Witness	2019-09-20 10:50:06.900	9	58.0	View Report
6	demo	demo	demo	2019-09-02 02:04:00.070	7	6.0	View Report
7	TC	12	Terms	2019-09-02 14:55:07.890	12	99.0	View Report
8	000001	12	The Beach	2019-08-02 14:16:08.46	12	98.0	View Report
9	NDK001	Two	demo presentation	2019-07-30 21:55:12.764	7	88.0	View Report
10	NDK008	Four	demo Morning Session	2019-07-30 19:48:19.747	9	84.0	View Report



What information is included in the report?

- The report summary provides the percentage score (%) and scores for the writing traits (focus & purpose, content development, organization, language usage, and grammar and mechanics).
- The report includes detailed grammar feedback. Each link in the marked up essay is actionable. Click on the error type for additional information.