

January 23rd, 2015 Release Notes

January 23rd, 2015

The iSEEK team is happy to announce recent enhancements based on user feedback. This release we focused on implementing new chart types and Improvements. We think you'll love the new:

- Trellis Charts
- Bubble Charts
- Highlighted Columns Improvements
- Wrap Text
- Overview Tables

Highlights of new iSEEK release

- [Trellis Charting](#)
- [Bubble Charts](#)
- [Highlighted Column Improvements](#)
- [Wrap Text In Large Tables](#)
- [Overview Tables](#)

Thank you for your feedback!



Over 8 feature and improvement requests fulfilled

1

Trellis Charting

A **Trellis chart** is a series of similar graphs or charts using the same scale and axes, allowing them to be easily compared. It uses multiple views to show different partitions of a dataset. Here are a few examples one could use:

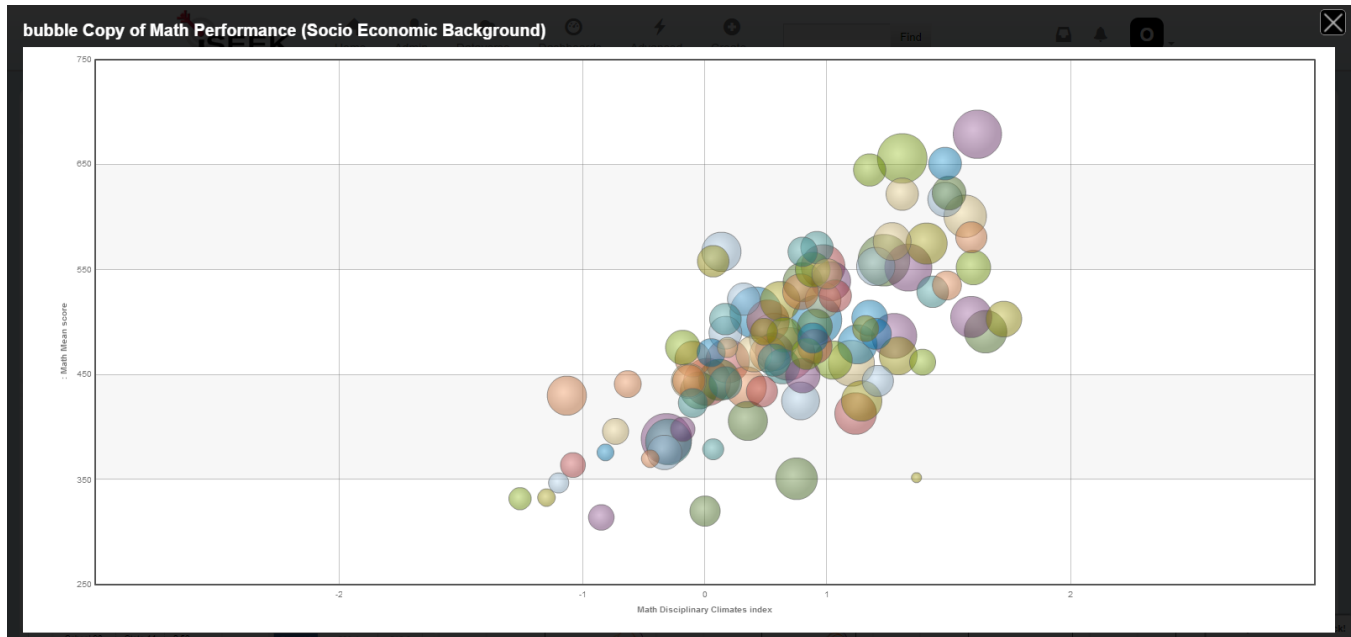
- Sales by quarter by corporate division (with total pipeline shaded behind the bar representing \$)
- Student scores by classroom (for math and reading) or student scores by semester by cohort
- Financial data by quarter (shown below) or by sector



2

Bubble Charts

A **bubble chart** is a type of chart that displays three dimensions of data: the x and y values control the bubbles position on the graph while the z value controls the size of the bubble. The bubble chart helps by visually showing the relationship between the three dimensions.





3



Highlighted Column Improvements



We improved highlighted columns to include more color ranges. This will help all users bring direct attention to specific data elements. There is also a weighted "score" you can place on each numeric range to be applied to the highlighted column count.

Configure Color Ranges

☒ Highlight values with: Number of Ranges **3** Score ?

Range 1:  to 

Range 2:  to 

Range 3:  to 

☐ Highlight by ranking Score ?

☐ Highlight the lowest values

☐ Highlight the highest values

☐ Highlight the entire row when this column is highlighted.

Reading Performance 2009

School	PISA Reading Scores	Score SE	Performed below Level 2	Level 2 SE	Performed at Level 5 or above	Level 5 SE
School 1	468.4	16.09	35.38	5.46	6.15	3.08
School 10	579.8	14.04	6	3.4	36	5.95
School 100	476.4	14.05	17.78	6.05	2.22	2.22
School 101	473	12.59	22.58	4.19	3.23	2.27
School 102	416.8	10.31	39.5	4.69	1.04	1.01
School 103	473.4	9.43	20	3.12	2.31	1.32
School 104	560.4	7.99	2.91	1.54	25.24	4.39
School 105	451.3	10.57	29.58	4.99		
School 106	489.6	15.05	12.5	4.88		
School 107	467.1	16.46	34.09	7.65	4.55	3.33
School 108	528.7	12.07	6.12	2.02	10.2	4.49
School 109	570.7	7.77			20.24	2.87
School 11	442.6	18.78	36.36	7.42	6.06	4.29
School 110	570.6	14.45			28.26	5.75
School 111	511.6	12.27	12.5	4.17	4.17	2.95

4

Wrap Text In Large Tables

Users will now be able to resize table columns and wrap text. This will enhance readability for users when creating tables and result views.

Units w/ 3 or More Repairs							
<input checked="" type="checkbox"/> DATE	<input type="checkbox"/> Grouped						
<input checked="" type="checkbox"/> SITE	<input type="checkbox"/> Grouped						
<input checked="" type="checkbox"/> OEM	<input type="checkbox"/> Grouped						
<input checked="" type="checkbox"/> MODEL	<input type="checkbox"/> Grouped						
<input checked="" type="checkbox"/> DESCRIPTION	<input type="checkbox"/> Grouped						
<input checked="" type="checkbox"/> SERIAL NUMBER	<input type="checkbox"/> Grouped						
<input checked="" type="checkbox"/> ACTION TAKEN							
<input checked="" type="checkbox"/> TOTAL COST							
		Show Row #: <input type="checkbox"/> Record Limit: <input type="text"/> Wrap Text: <input checked="" type="checkbox"/>					
DATE	SITE	OEM	MODEL	DESCRIPTION	SERIAL NUMBER	ACTION TAKEN	TOTAL COST
03-05-2014	NBR	Waters	UPB	Pump	M09UPB157M	Replaced wash syringes and clean injectors module with 100% h2o	\$370
02-01-2014	NBR	Waters	UPLC	Pump	M09UPB157M		
02-12-2014	NBR	Waters	UPB	Pump	M09UPB157M	Injector pod and loop volume were replaced	\$185
03-04-2014	NBR	Waters	UPB	Pump	M09UPB157M	Replaced degasser vacuum pump & chamber	\$370
02-20-2014	HPW	Waters	UPB	Pump	K04UPB263M	Waters replaced battery & degasser motor	\$2,230
01-13-2014	HPW	Waters	UPB	Pump	K04UPB263M	System requires a circuit board - Waters called in	
03-04-2014	HPW	Waters	UPB	Pump	K04UPB263M		
01-22-2014	HPW	Waters	UPB	Pump	K04UPB263M	Waters notified 2/20/14- #100000682003	\$0
01-27-2014	NBR	Waters	2695	Alliance	J999MA207M	Replace fan in column compartment	\$185
01-30-2014	NBR	Waters	2695	Alliance	J999MA207M	Seal pack was rebuilt	\$740

As you can see the actions taken field can be a little too long and with larger tables that means more scrolling. When we use the wrap text feature the same table will look like this

DATE	SITE	OEM	MODEL	DESCRIPTION	SERIAL NUMBER	ACTION TAKEN	TOTAL COST
03-05-2014	NBR	Waters	UPB	Pump	M09UPB157M	Replaced wash syringes and clean injectors module with 100% h2o	\$370
02-01-2014	NBR	Waters	UPLC	Pump	M09UPB157M		
02-12-2014	NBR	Waters	UPB	Pump	M09UPB157M	Injector pod and loop volume were replaced	\$185
03-04-2014	NBR	Waters	UPB	Pump	M09UPB157M	Replaced degasser vacuum pump & chamber	\$370
02-20-2014	HPW	Waters	UPB	Pump	K04UPB263M	Waters replaced battery & degasser motor	\$2,230

5

Overview Tables

The new overview tables allow users to change the visual display of their data into list form. This feature is useful when looking at a specific piece of information. These tables can also be embedded into other tables view the "link" image.

Company Name	Symbol	TYPE	BID	Industry	EBIT	Market Cap	Fixed Assets	Current Assets	
ABB LTD	ABB	STOCK	21.43	ELECTR	4367000000	53493710730	6254000000	26425000000	164
ALCATEL-LUCENT	ALU	STOCK	1.71	COMEGP	-10270000000	9483570920	14810000000	16183000000	114
ADVANTEST CORPORATION	ATE	STOCK	13.48	SEMICO	1000000	2372851630	4390000000	11980000000	296
CANON INC.	CAJ	STOCK	36.38	CMPEGP	3209000000	44200905820	12166000000	21749000000	801
L.G DISPLAY COMPANY LTD.	LPL	STOCK	13.12	ELECTR	9510000000	12029773920	11189000000	73260000000	641
IBDEC CORP.	NJ	STOCK	13.8	ELECTR	1870000000	18940992000	2952000000	5317000000	381
TAIWAN SEMICONDUCTOR MFG CO	TSM	STOCK	17.83	SEMICO	70485000000	109687627512	265964000000	120283000000	684
WIPRO LTD	WIT	STOCK	9.36	CMPSRV	14400000000	30079812390	8610000000	58390000000	221

ABB LTD

Symbol	ABB	Fixed Assets	6254000000
TYPE	STOCK	Current Assets	26425000000
BID	21.43	Current Liabilities	16675000000
Industry	ELECTR	EBIT/EV Fixed Assets	0.069317
EBIT	4387000000	Net Working Capital	9750000000
Market Cap	53493710730		

ALCATEL-LUCENT

Symbol	ALU	Fixed Assets	1481000000
TYPE	STOCK	Current Assets	16183000000
BID	1.71	Current Liabilities	11408000000
Industry	COMEQP	EBIT/EV Fixed Assets	-0.090551
EBIT	-1027000000		