


Gmail Integration


****Before you begin, clear your junk/spam folder(s) and the trash section in your Gmail to ensure an efficient syncing process. ****

Click Gmail icon in the Email Integration block in User Preferences.


EMAIL INTEGRATION

Connect your email to send and receive emails from within AMPED. Connecting your email allows you to track conversations when a recipient has viewed your email and provides access to merge fields and templates. Enter your credentials to get started.


 Gmail


 Microsoft Outlook

Choose the Gmail account you wish to connect to AMPED.

 Sign in with Google

Choose an account
to continue to vantage.com

 **AMPED Demo**
ampeddemoemail1@gmail.com

 **Use another account**

To continue, Google will share your name, email address, language preference, and profile picture with vantage.com. Before using this app, you can review [vantage.com's privacy policy](#) and terms of service.

Click Show Advanced to continue to AMPED. AMPED is currently in the process of being verified with Gmail. After clicking "Go to vantage.com" you will be asked to allow AMPED permission into your email inbox.



This app isn't verified

This app hasn't been verified by Google yet. Only proceed if you know and trust the developer.

[Hide Advanced](#)


[BACK TO SAFETY](#)

Google hasn't reviewed this app yet and can't confirm it's authentic. Unverified apps may pose a threat to your personal data. [Learn more](#)

[Go to vantage.com \(unsafe\)](#)

To confirm AMPED permission into your Gmail, click "Allow".

Confirm your choices

 ampeddemoemail1@gmail.com

You already gave [vantage.com](#) access to:

- Associate you with your personal info on Google
- See your personal info, including any personal info you've made publicly available
- View your email address
- Read, compose, send, and permanently delete all your email from Gmail
- View your email messages and settings
- View your email messages when you interact with the add-on
- View your email messages when the add-on is running
- Send email on your behalf
- Insert mail into your mailbox
- Manage drafts and send emails
- View and modify but not delete your email

Make sure you trust [vantage.com](#)

You may be sharing sensitive info with this site or app. Learn about how [vantage.com](#) will handle your data by reviewing its [privacy policies](#). You can always see or remove access in your [Google Account](#).

[Learn about the risks](#)

Cancel

Allow

Select the Labels from your Gmail that you want to be synced up in AMPED and then click "Sync Email."

Please select which folders you would like to sync into AMPED

- Select All
- Category Forums
- Category Personal
- Category Promotions
- Category Social
- Category Updates
- Example Label
- Example Label/example Child Label 1
- Example Label/example Child Label 2
- Important
- Inbox
- Sent
- Starred

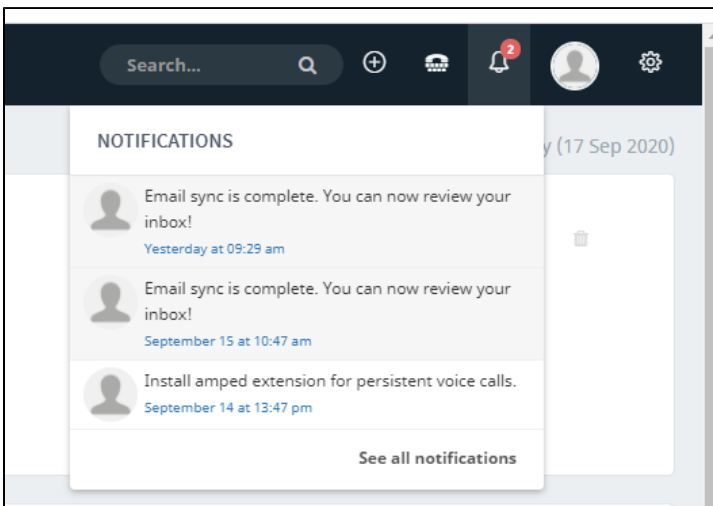
[Sync Email](#) [Cancel and Disconnect](#)

**Note this can be changed at any point after initial sync. To do so, go back to your Email Integration in User Preferences and click on "Update inbox selection."*

EMAIL INTEGRATION

Email Address	jsflex2020@gmail.com	Update inbox selection	Disconnect Email Account
---------------	----------------------	--	--

AMPED will begin syncing your email in the background. You will receive a notification when sync is completed. AMPED currently syncs all folders in your inbox. AMPED will sync up to your most recent 5,000 emails in the first sync. Thereafter, emails will be synced every sixty seconds.



Go to the Email Records section of your [Messages module](#) to see your connected inbox.

Messages

EMAIL RECORDS

CALL RECORDS

SMS RECORDS

All

All Matched Unmatched

Showing 1 - 100 of 260

Page 1 <> 1 2 3 >>

Date To/From Subject  Views Associate With - Owner Actions