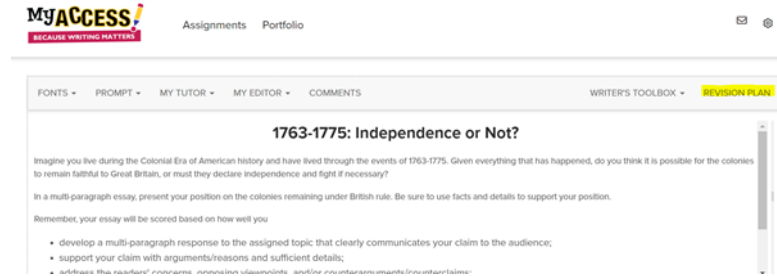


Creating a Revision Plan

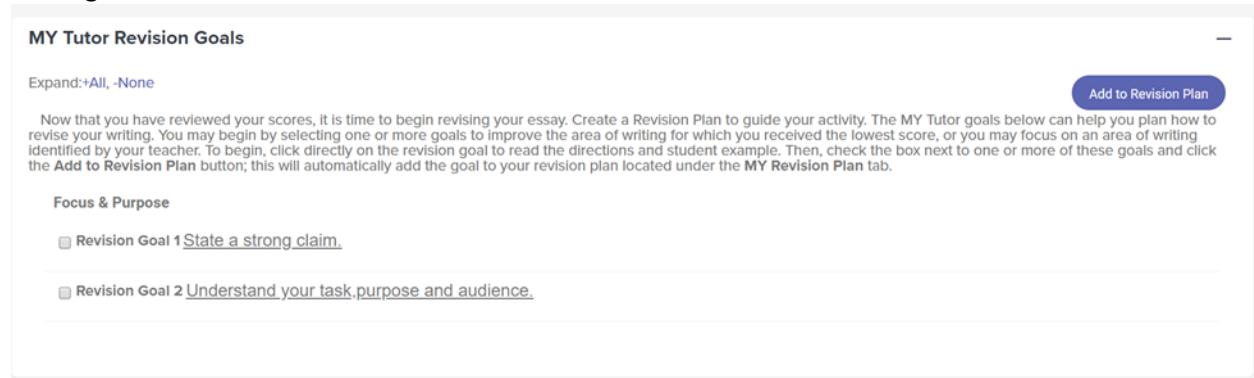
My Access! provides a **Revision Plan** for students to set goals and develop strategies for revisions, one submission at a time.

Students can create a revision plan from their drafting page, after they receive their scores or from the teacher's comments.

Drafting Screen

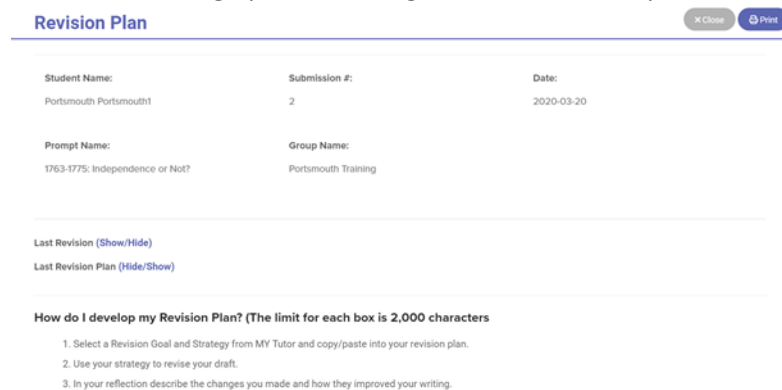


Scoring Screen



The Revision Plan guides students to organize their thoughts on three important elements of revision.

1. Selecting a Revision Goal and Strategy
2. Using the strategies to revise their draft
3. Reflecting upon the changes and how that improved their writing



Let's look at an example:

Eddie is writing a persuasive essay about the Revolutionary War. The prompt asks that he take a position on whether the colonists should remain faithful to Great Britain or take a stand and fight for independence. In **Special Instructions**, the teacher is requiring that the students read and provide support from the two attached articles in their essay.

Eddie follows the Special Instructions, submits his essay and receives a 3.6 on Focus and Purpose. His next step is to complete a **Revision Plan** for this essay.

First, Eddie selects a *Focus and Purpose goal* from *MY Tutor* that asks him to make a strong claim. He copies and pastes the goal in the first box, **MY Goals**, and adds information about the topic. Next, Eddie completes the second box in the Revision Plan, **Writing Strategy**, and saves. Eddie submits his essay, and his Focus and Purpose score improves. Eddie is happy that he achieved the goal of writing a strong claim!

Now, Eddie is now ready to add his **Reflection** to complete his **Revision Plan** explaining what he learned through revising.

My Goals:

Focus and Purpose

I will state a strong claim about why I think the colonists should fight for independence from Great Britain.

Writing Strategy:

Writing Strategy

I will check to see if my claim is one sentence and highlight the sentence in red. If I can't find my claim, I will write it at the end of my introduction. If I need to, I will reread the sources my teacher provided, both pros and cons and decide my stand on the issue. This will be my claim.

Reflection:

Reflection

As I reread my essay, I looked for claims and counter claims that supported my essay's claim about colonists fighting for independence from Great Britain. After adding a better claim and making certain my essay supported the claim, my essay improved .7 point!

Eddie is ready to begin his next revision. With his next revision, Eddie will begin another **Revision Plan**, with a focus on a different goal, but using the same process.

Both Eddie and his teacher can go to the **Portfolio** to look at the **Revision Plans**. If there is a completed Revision Plan, the icon will be pink. Clicking on the icon brings up the Revision Plan for that submission.

Essay Actions:

	Date	Assignment	Status	H	F	C	O	L	G	Originality	Feedback	Revision Plan	Comments
	3/20/20	1763-1775: Independence or Not? (S2)		2.1	2.1	2.0	1.9	2.2	2.2				